

Multi - Asset

Weekly Newsletter



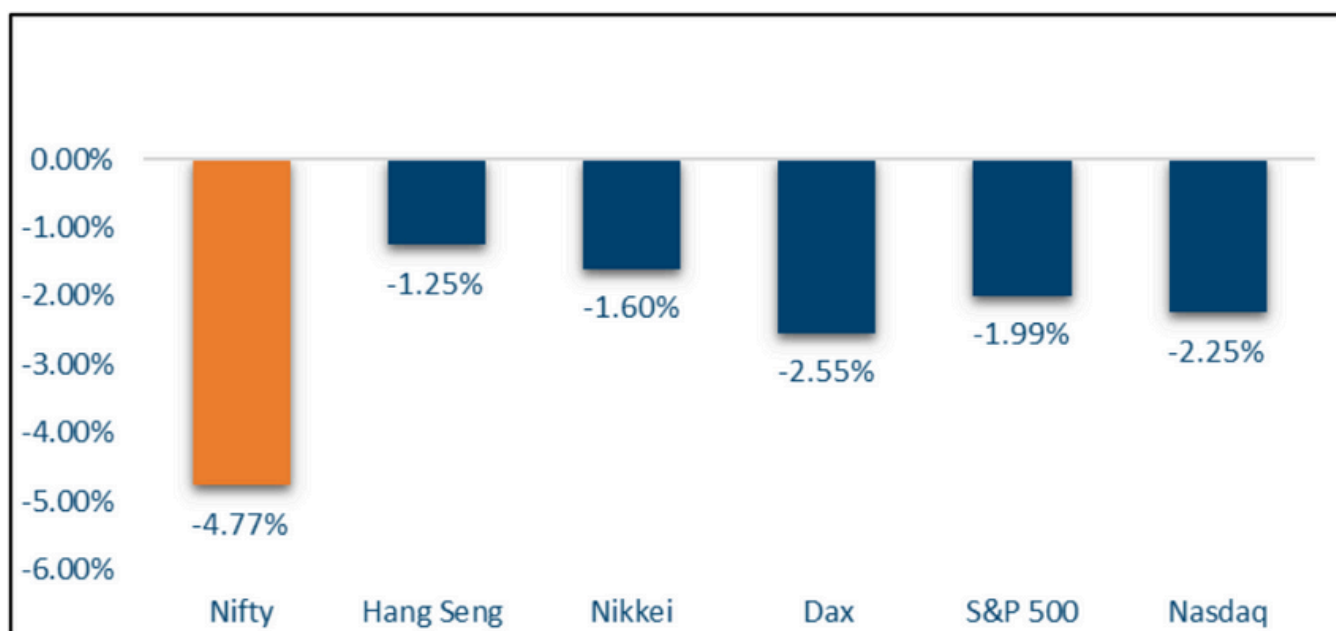
## HAWKISH FED, US DEBT CEILING CONCERNS DASH HOPES OF SANTACLAUS RALLY

The Fed this week delivered a 25bps cut as expected but sounded extremely hawkish. It predicated further rate cuts on progress on inflation front. It indicated only 2 cuts in 2025. To put things in perspective, just a couple of months ago market was expecting 3-4 cuts in 2025. At present the OIS market is pricing in just 1.5 cuts in 2025. This is in stark contrast to other major central banks. The ECB cut by 25bps and sounded dovish. Market is pricing in 5 cuts this year by ECB. The BoJ did not hike rates. A section of the market was expecting one. The BoE kept rates unchanged but more members voted for a cut than expected (3 MPC members against 1 expected).

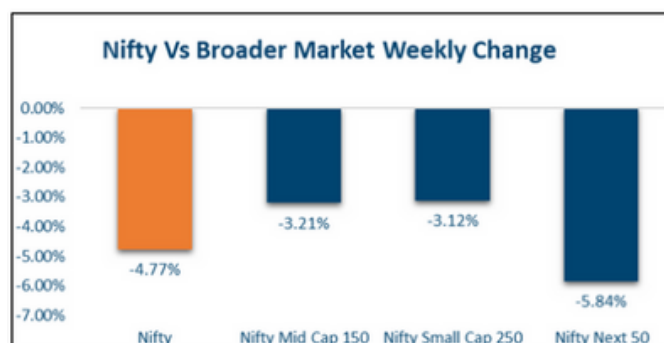
Moreover, debt ceiling concerns are back in play as president elect Trump denounced the deal reached earlier to avert a shutdown. Trump's proposed spending bill that included a two year suspension of the debt ceiling failed to get pass the house. If the bill is not passed, it could result in government shutdown. The government with its existing cash balances can however carry on its operations for another 3-4 months at least after which it could potentially default. A hawkish Fed and uncertainty around debt ceiling triggered risk aversion and flight to safety. Price action is likely to remain muted next week on account of holiday season.

## NIFTY V/S GLOBAL MARKETS

Equities globally sold off this week. S&P500 lost 2%. Wednesday was the worst Fed day for S&P500 since 2001. The index fell 3% that day. Shanghai composite, HangSeng, Nikkei were down 0.7%,1.25% and 2% respectively. Nifty fell 4.8% this week. With other weekly expiries having been discontinued, Sensex expiry days have become volatile.

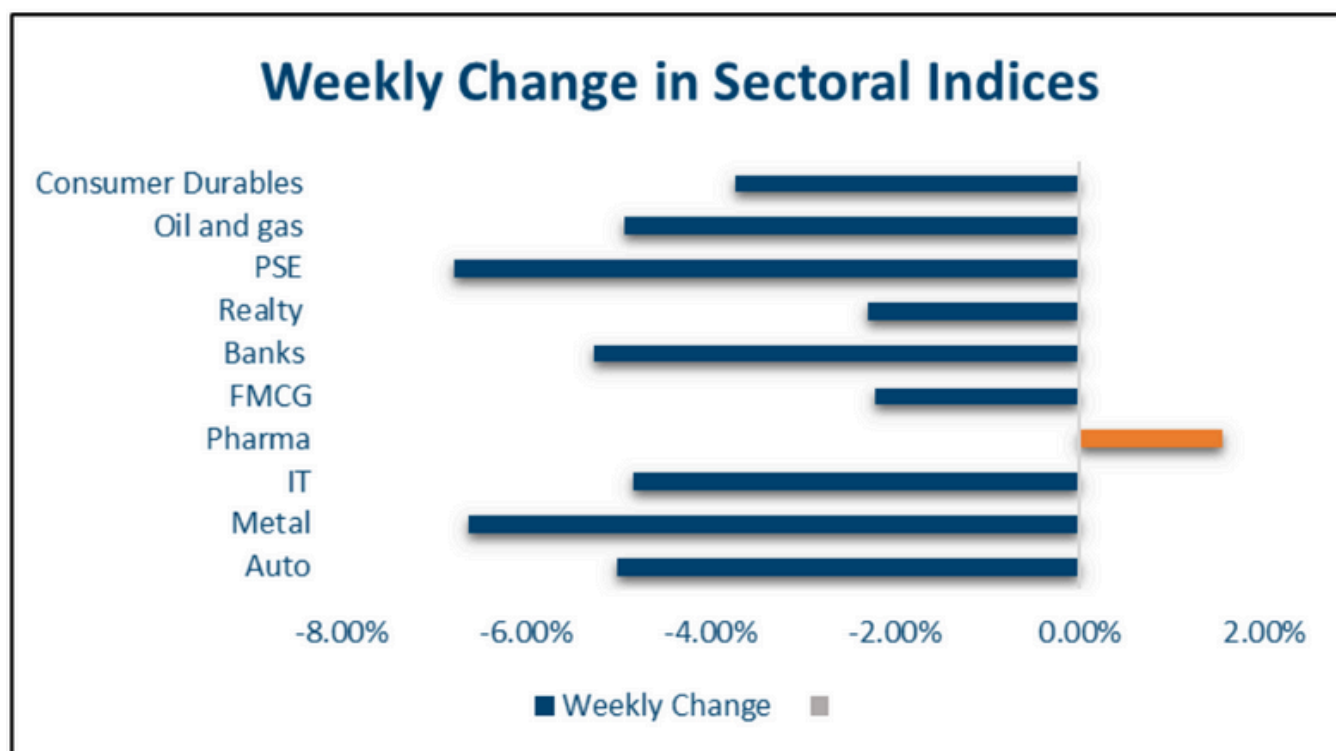


Broader markers outperformed with NSE Midcap100 and Smallcap indices both dropping 3.5% this week. Among sectoral indices, IT, Banks, Auto, Metal, Energy all fell between 4.8% to 6.6%. Pharma (+1.6%) was the lone sector which gained. Realty and FMCG indices also outperformed relative to benchmark, dropping 2.3% each. FPIs have invested net USD 2.5bn in domestic equities in December so far. Nifty P/E on a trailing 12m basis has moderated to 22. Midcap 100 and Smallcap250. P/E ratios stand at 39 and 30 respectively.



Inflows/Outflows	FII RS Crores	DII Rs Crores
This Week	-15,828.11	11,873.92
Previous Week	-19,670.63	28,654.58

Top Gainers	Performance	Top Losers	Performance
Five-Star Business Finance Ltd.	18.30%	Angel One Ltd.	-15.00%
General Insurance Corporation of India	16.50%	Deepak Fertilisers & Petrochemicals Corporation Ltd	-13.90%
KFIN Technologies Ltd.	15.30%	Adani Green Energy Ltd.	13.70%



# Fixed Income, IPO, and Institutional Deals

## INITIAL PUBLIC OFFERING (IPO):

Dealmakers expect the momentum for new share sales in India, now the world's busiest market for initial public offerings, and Australia in 2025 will cushion the impact of sluggish Chinese deals in the Asia Pacific. The Mumbai-based National Stock Exchange outranked the bigger U.S. exchanges in the amounts raised by IPOs for the first time, driven by India's robust economic growth and increasingly active domestic investors, following the rush of IPOs in 2024. There was a 149% increase in the value of IPOs in India in the past year to \$18.4 billion, according to LSEG data, which contributed to total equity capital market activity almost doubling.

## PRIVATE EQUITY AND VENTURE CAPITAL:

Funding activity declined to USD 361mn from USD 905mn in the previous week. Deal volume moderated to 25 from 30. M&A space saw muted activity as well. The largest transaction this week was Sterlite Power raising of USD 85mn in primary funding from private Equity investor GEF capital and investment group Enam Holding. On the M&A side, Team Lease services, a listed staffing company said it would acquire TSR Darashaw's payroll processing business and Crystal HR.

## REAL ESTATE:

Singapore-based real assets investor CapitaLand, which marked the final close of its latest India focused fund last year, has sold two office park assets to an Indian realty player for about \$68 million. CapitaLand, which acquired Chennai's Radial IT Park as the seed asset for its investment vehicle, CapitaLand India Growth Fund II, has sold the second and third phase of the asset to TVS Emerald, a real estate development subsidiary of Chennai-based TVS Holdings Ltd.

## FIXED INCOME:

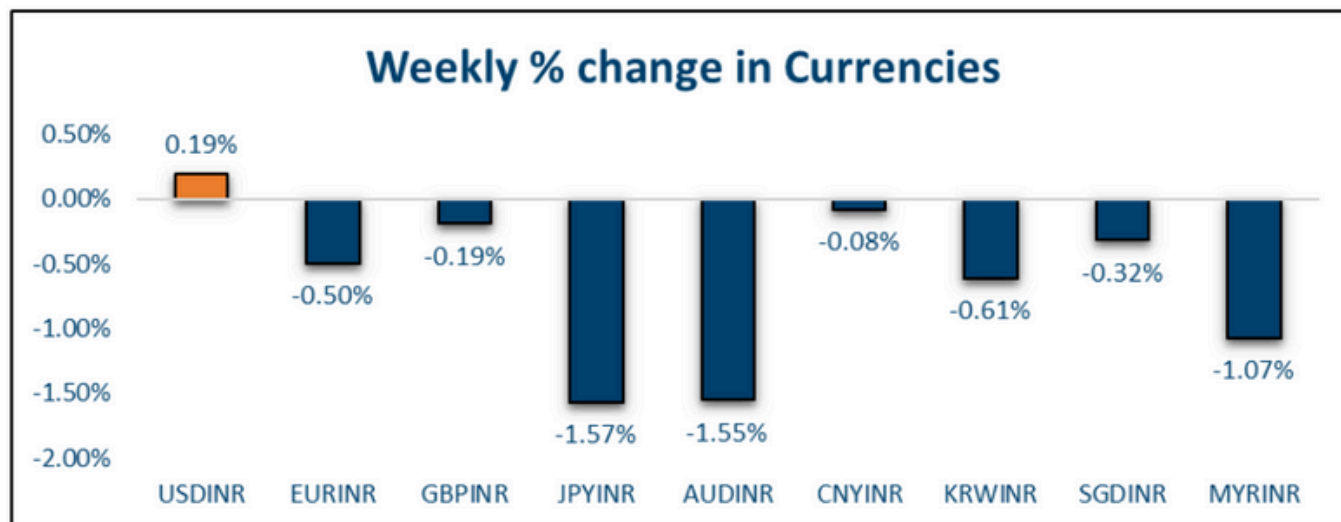
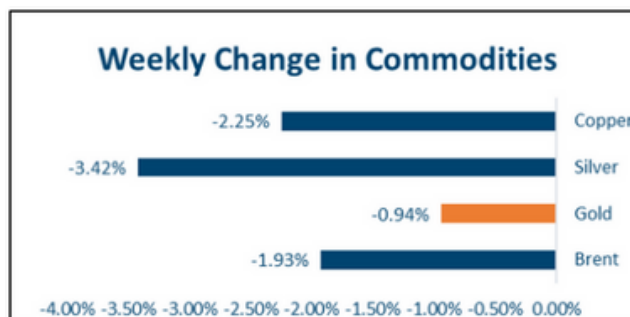
US treasury yields firmed up on a hawkish Fed. 10y treasury yield rose 12bps to 4.52%. 10y yields across Eurozone countries rose between 2-7bps. Yield on the benchmark India 10y rose 6bps to 6.79%, tracking the sell off in US treasuries. There was an even more pronounced sell off in Rates. 1y OIS rose 14bps to 6.54%. 5y OIS rose 18bps to 6.22%. US high yield corporate bond spreads to Treasuries widened almost 20bps this week in 10y tenor. Banking system liquidity continues to remain tight. This is keeping overnight rates elevated. Fixings were consistently above the MSF this week. USD/INR Cash-tom implied had spiked to almost 11% this week, highlighting the liquidity deficit.

## FOREIGN EXCHANGE:

Dollar strengthened across major and Emerging market currencies on a hawkish Fed. Dollar strengthened against all G10 currencies. Commodity currencies, NZD (-1.9%) and AUD (-1.7%) were the worst performers. All Asian currencies weakened against the Dollar. MYR (-1.2%) and IDR (-1.2%) were the worst performers Rupee weakened 0.3% to end at 85.02, a new record low against the Dollar. 1y forward yield rose 5bps this week to 2.22%. 3m ATM implied volatility rose 35bps to 3.15%

## COMMODITIES:

In the energy complex, Brent ended the week 2% lower at USD 73 per barrel. US Natural gas prices rose 14% on fears of a colder winter and uptick in LNG exports. Among precious metals, Gold ended the week 1% lower while Silver ended 3.3% lower on overall Dollar strength. Among base metals, Copper ended 1.3% lower while Aluminum ended 2.7% lower on broad risk off.



## WHAT WE LIKE:

### **Equities:**

Global equities could continue to remain under pressure in the near term due to debt ceiling and US policy uncertainty. However, we see them being in consolidation mode and do not see a dramatic sell off. Domestic equity indices are likely to outperform global peers given the strong domestic demand. We expect value buying to emerge on dips, especially in the large cap universe. Small and Midcap universe may see a protracted period of consolidation. We see the Nifty trade a 22800-24700 range over the coming few weeks.

### **FX:**

We see the Dollar continue to strengthen into early 2025. Rupee will likely have a low beta to the overall Dollar movement. It will continue to be driven mainly by the Yuan. RBI seems to be comfortable with a slow drift higher in USD/INR. However we believe it will continue intervening to keep volatility in check. We see a 84.70-85.50 range for USD/INR over next few weeks.

### **Fixed Income:**

We believe current levels are attractive to add duration in US treasuries. Domestic 10y yield is likely to consolidate in 6.65-6.85% band. Any dip on 5y OIS towards 6% is a good opportunity to convert floating rate exposures to fixed.

### **Commodities:**

We continue to hold our bearish view on Brent given the oversupply and China demand concerns. Base metals could remain under pressure in the near term on risk aversion. We continue to remain bullish on precious metals both in USD and INR terms.



---

## Disclaimer

The views and opinions expressed above are for informational purposes only and should not be construed as investment advice. IFA does not provide, and this communication is not intended to constitute, financial, legal, or tax advice. IFA neither solicits any funds for management nor offers investment advice through this communication. Investors should thoroughly evaluate their individual financial situation and objectives before making any investment or hedging decisions. It is essential to consider these decisions in the context of an overall portfolio, taking into account personal risk tolerance, time horizon, and financial goals. Past performance is not indicative of future results, and all investments carry inherent risks, including the potential for loss of principal. Any reliance on the information presented in this communication is solely at the reader's discretion. Always consult a qualified financial advisor before making significant financial decisions.

## Let's Connect:

---

**Address:** H-125, 1st Floor, Kanakia Zillion, LBS Marg, CST Road  
Junction, Bandra Kurla Complex Annexe, Mumbai - 400070

**Call us at:** +91 88793 90076 | +91 85919 97028 | +91 99877 33602

**Email:** [wealth@billionz.in](mailto:wealth@billionz.in) | [info@billionz.in](mailto:info@billionz.in)

